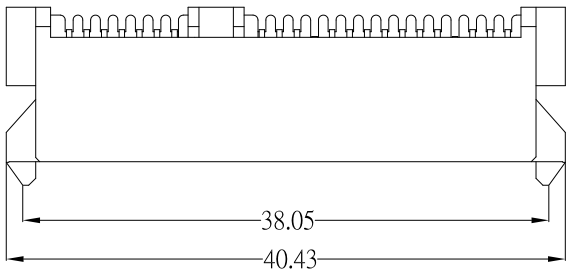

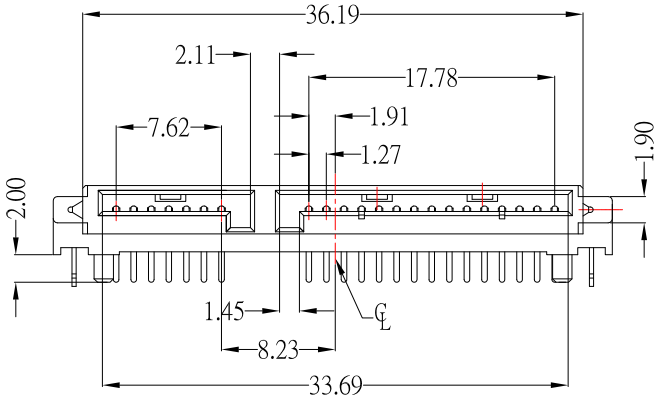

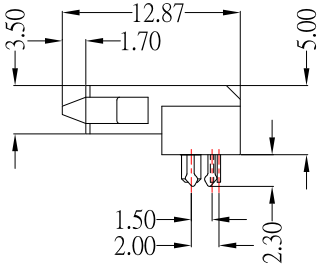

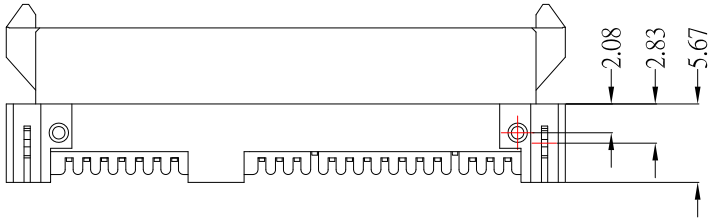

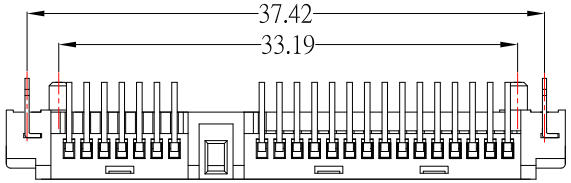

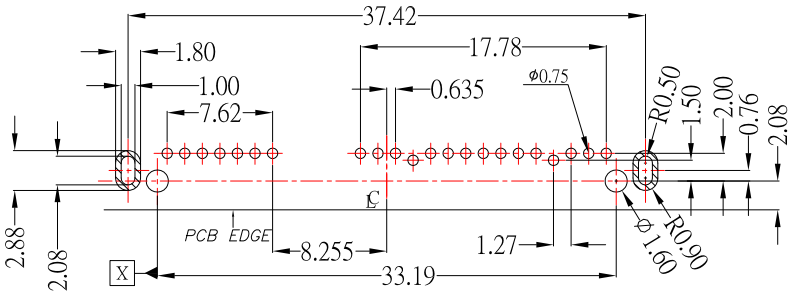

RECOMMENDED PCB LAYOUT

SPECIFICATION:

1.MATERIAL:

1.1 HOUSING: LCP , UL 94V-0 , Black.

1.2 CONTACT: PHOSPHOR BRONZE

1.3 BOARD LOCK: BRASS

2.Finish:

2.1 CONTACT: PLATED GOLD IN MATING AREA ;
TIN PLATED ON SOLDER BALLS ;
NICKEL UNDER PLATED OVERALL

2.2 BOARD LOCK: TIN PLATED ON SOLDER BALLS ;
NICKEL UNDER PLATED OVERALL

ITEM NO.	DESCRIPTION	DRAWN	DATE

东莞市高迪电子有限公司
Dong Guan KDRR Electronic Switch JacK Co., Ltd.

TOLERANCE UNLESS OTHERWISE STATED : Up to 5 ±0.2; Above 5 ~ 15 ±0.3; Above 15 ~ 30 ±0.4; Above 30 ~ 50 ±0.5; Angle ±0.3°

3RD. ANGEL'S | UNITS | MM

DRAWN BY: Jack Lu	DATE 04/17/15	MAT'L	
CHECKED BY: Jacky Chen	DATE 04/17/15	FINISH	
APPROVED BY: Tony Kao	DATE 04/17/15	SCALE 1 : 1	SHEET NO. 1 of 1

TITLE	CONNECTOR		
MODLE	SATA 7+15P母座 R/A 板上DIP型 H:5.0 mm		
DWG NO.	SATA-F22-50H-S268	SIZE	A4
PART NO.	SATA-F22-50H-S268	VER	R