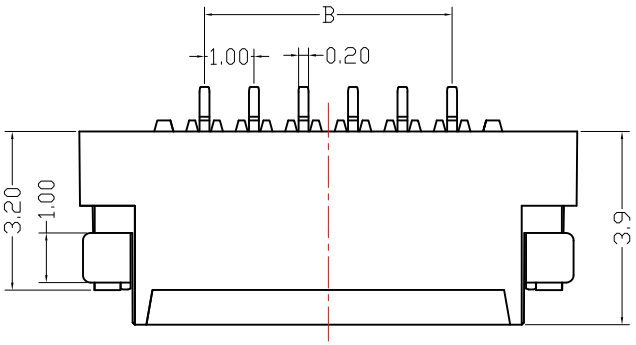

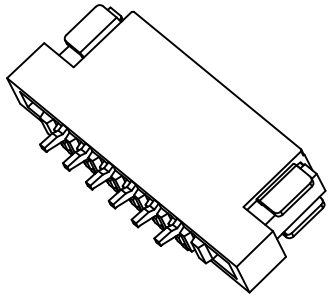

NOTES:

1. MATERIAL:
   - 1.1 HOUSING: LCP,UL 94-V0
   - 1.2 CONTACT: BRASS
   - 1.3 SOLDER PAD: BRASS
2. PLATING:
   - 2.1 CONTACT: TIN PLATED ON NICKEL OVERALL

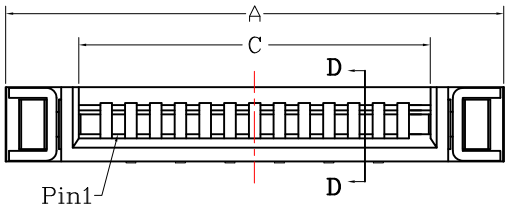

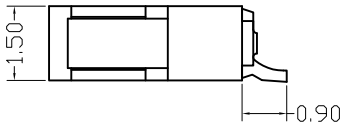

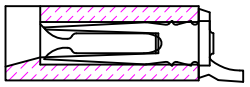

SECTION D–D

PART NO.	Dimension		
	A	B	C
4P	8.03	3.00	5.07
5P	9.03	4.00	6.07
6P	10.03	5.00	7.07
7P	11.03	6.00	8.07
8P	12.03	7.00	9.07
9P	13.03	8.00	10.07
10P	14.03	9.00	11.07
11P	15.03	10.00	12.07
12P	16.03	11.00	13.07
13P	17.03	12.00	14.07
14P	18.03	13.00	15.07
15P	19.03	14.00	16.07
16P	20.03	15.00	17.07
17P	21.03	16.00	18.07
18P	22.03	17.00	19.07
19P	23.03	18.00	20.07
20P	24.03	19.00	21.07
21P	25.03	20.00	22.07
22P	26.03	21.00	23.07
23P	27.03	22.00	24.07
24P	28.03	23.00	25.07
25P	29.03	24.00	26.07
26P	30.03	25.00	27.07
27P	31.03	26.00	28.07
28P	32.03	27.00	29.07
29P	33.03	28.00	30.07
30P	34.03	29.00	31.07

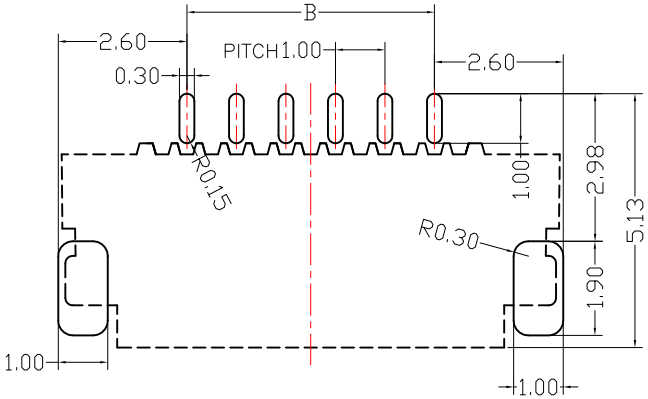

Recommended P.C.B Layout

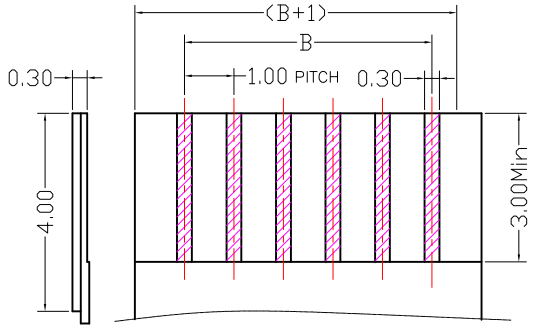

Applicable FPC

ITEM NO.	DESCRIPTION	DRAWN	DATE

东莞市高迪电子有限公司
Dong Guan KDRR Electronic Switch JacK Co., Ltd.

TOLERANCE UNLESS OTHERWISE STATED:
Up to 5 ±0.2
Above 5 ~ 15 ±0.3
Above 15 ~ 30 ±0.4
Above 30 ~ 50 ±0.5
Angle ±0.3°

3RD. ANGEL'S | UNITS | MM

DRAWN BY: Jack Lu	DATE 05/19/15	MAT'L	
CHECKED BY: Jacky Chen	DATE 05/19/15	FINISH	
APPROVED BY: Tony Kao	DATE 05/19/15	SCALE 1 : 1	SHEET NO. 1 of 1

TITLE	CONNECTOR		
MODLE	FPC 1.0mm 雙接觸 H:1.50mm		
DWG NO.	FPC10D-15xx-N-S304	SIZE	A4
PART NO.	FPC10D-15xx-N-S304	VER	R