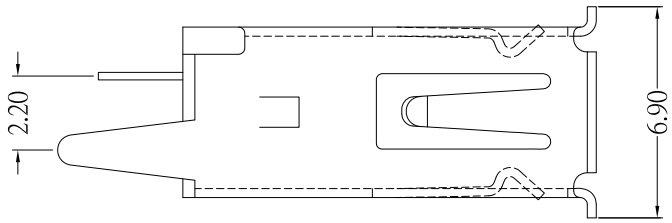

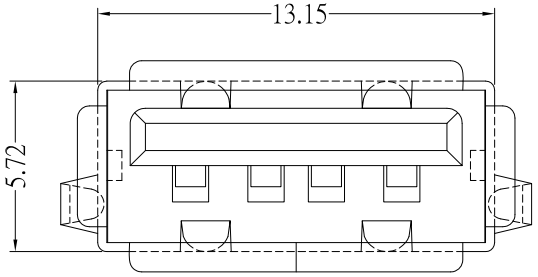

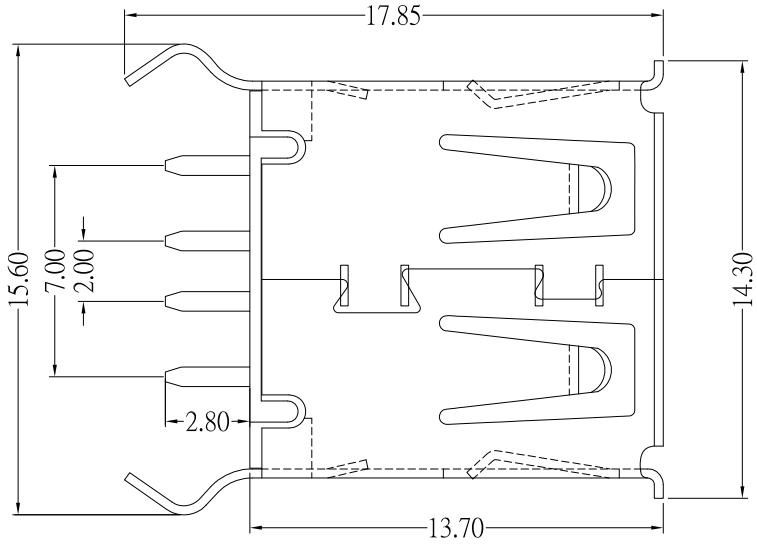

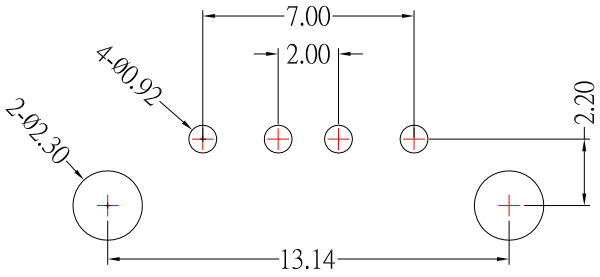

P.C.B LAYOUT MOUNTING PATTERN

SUA-110V1-x-S175

COLOR :

Black: B
White : W

SPECIFICATIONS

Electrical:

1.Current Rating: 1.5A / contact terminal

2.Voltage Rating: 30V DC

3.Contact Resistance: 30 milliohms Max

4.Dielectric Withstanding Voltage:
500 V AC AT Sec Level

5.Insulation Resistance: 1000 MEGA ohms Min

Mechanical:

1.Connector Mate and Unmate Force
Mate force: 3.57 kgf (Max)
Unmate force: 1.02 kgf (Min)

2.Terminal Retention: 1.2 kgf (Min)

Material:

1.Housing:
High Temperature Thermal Plastics,
UL 94V-0 , PBT / LCP

2.Contact: BRASS

3.Shell: BRASS / SPCC

Finish:

1.Contact: Plated Gold in Mating Area ;
Tin Plated on Solder Balls ;
Nickel under plated overall

2.Shell: Nickel under Plated surface layer

ITEM NO.	DESCRIPTION	DRAWN	DATE
2	更新材質及鍍層	Jack	090413
1	更新PCB尺寸	Jack	081613

东莞市高迪电子有限公司
Dong Guan KDRR Electronic Switch JacK Co., Ltd.

TOLERANCE UNLESS OTHERWISE STATED : Up to 5 ±0.2; Above 5 ~ 15 ±0.3; Above 15 ~ 30 ±0.4; Above 30 ~ 50 ±0.5; Angle ±0.3°

3RD. ANGEL'S

UNITS MM

DRAWN BY: Jack Lu	DATE 09/04/13	MAT'L	
CHECKED BY: Jacky Chen	DATE 09/04/13	FINISH	
APPROVED BY: Tony Kao	DATE 09/04/13	SCALE 1 : 1	SHEET NO. 1 of 1

TITLE	CONNECTOR		
MODLE	USB AF 180 度		
DWG NO.	SUA-110V1-x-S175	SIZE	A4
PART NO.	SUA-110V1-x-S175	VER	R2