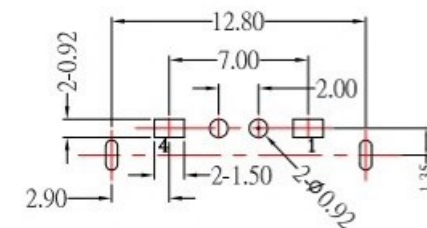
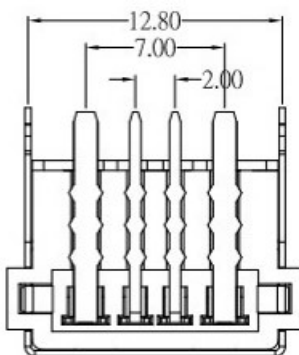
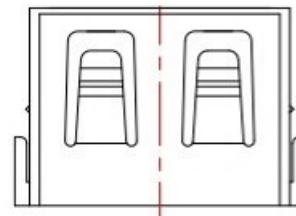
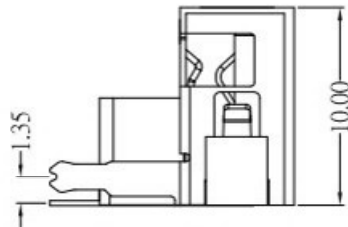
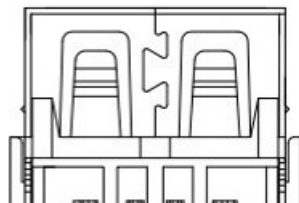


SECTION A-A



P.C.B LAYOUT MOUNTING PATTERN



SUA-110H58I-x-S236

COLOR :

Black: B

White: W

**SPECIFICATIONS**

**Electrical:**

1. Rating: 5.0A , 30V DC
2. Contact Resistance: 30 mΩ Max
3. Dielectric Withstanding Voltage: 500 V AC
4. Insulation Resistance: 1000 MΩ Min

**Mechanical:**

1. Connector Mate and Unmate Force
  - 1.1 Mate force: 35 N (Max)
  - 1.2 Unmate force: 10N (Min)

**Material:**

1. Housing: PBT
2. Contact: Brass
3. Shell: SPCC

**Finish:**

1. Contact: Plated Gold in Mating Area ;  
Tin Plated on Solder Balls ;  
Nickel under plated overall
2. Shell: Nickel under Plated surface layer



东莞市高迪电子有限公司

Dong Guan KDRR Electronic Switch Jack Co., Ltd.

				DRAWN BY: Jack Lu		DATE: 01/21/21		MAT'L		TITLE: CONNECTOR	
				CHECKED BY: Jacky Chen		DATE: 01/21/21		FINISH		MODLE: USB AF 短槽10.0 标准槽 后2脚 加高H9.8mm 端子脚加宽	
				APPROVED BY: Tony Kao		DATE: 01/21/21		SCALE: 1 : 1		DWG NO. SUA-110H58I-x-S236	
				TOLERANCE UNLESS OTHERWISE STATED		3RD. ANGEL'S		UNITS: MM		SHEET NO. 1 of 1	
				Up to 5 ±0.2						PART NO. SUA-110H58I-x-S236	
				Above 5 - 15 ±0.3						SIZE: A4	
				Above 15 - 30 ±0.4						VER: R	
				Above 30 - 50 ±0.5							
				Angle ±0.3°							

2	新增尺寸	Jack	011521
1	新增PCB LAYOUT尺寸及新增颜色选项	Jack	011421
ITEM NO.	DESCRIPTION	DRAWN	DATE