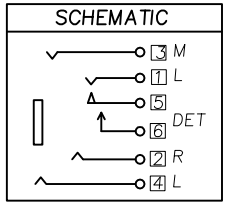

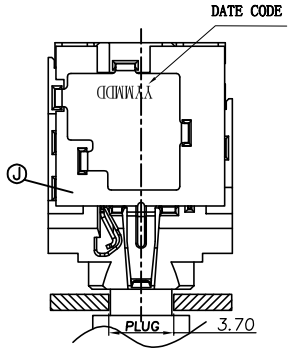

RECOMMENDED PANEL'S ID
TOP VIEW (TOLRANCE: ±0.05)

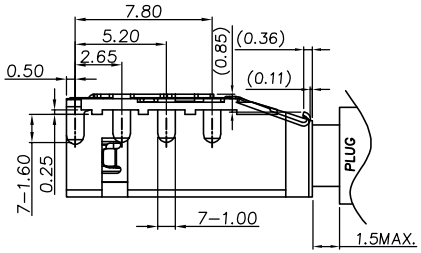

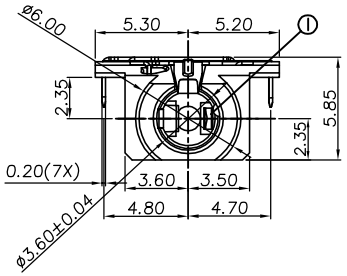

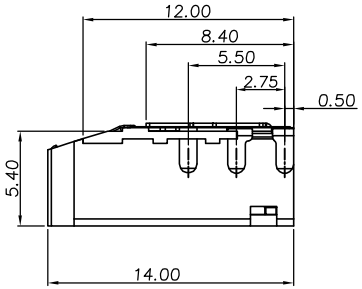

SPECIFICATION:
1. Electrical characteristics
   1-1. Current rating:1Apms.
   1-2: Voltage rating:12V DC.
   1-3: Contact resistance:50mΩ max Initial;
   After test:60mΩ max
   1-4. Insulation resistance:100MΩ min. at 500V DC.
   1-5. Withstanding voltage:500V AC.
2. Mechanical characteristics
   2-1. Life test:5000 cycles min,
   2-2. Mating force:3～30N.
   Unmating force:3～30N.
3. Wave solder 265° C,3-5 sec.
IR Reflow,Peak temp 230-250° C,20-90 sec.

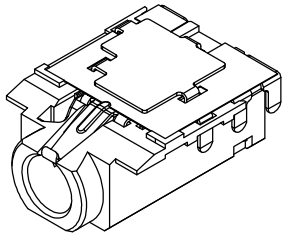

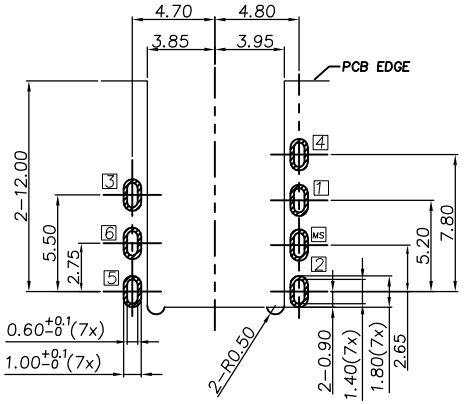

RECOMMENDED P.C.B LAYOUT
TOP VIEW (TOLRANCE: ±0.05)

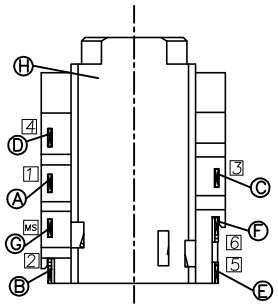

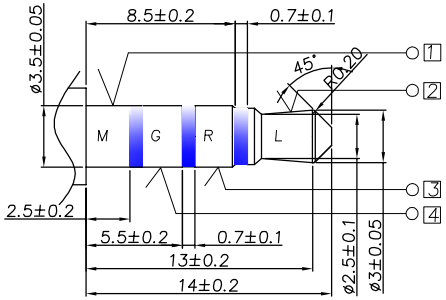

Matching Plug

NO.	DESCRIPTION	QTY	MATERIAL	REMARK
J	Mylar	1	Polyimide film	Yellow
I	Molding	1	LCP	Black UL94 V-0
H	Housing	1	PA10T	Black UL94 V-0
G	Shell MS	1	C5210, 0.20t	Nickel Plated
F	Contact 6 6	1	C5210, 0.20t	Au 3u" on contact area, Plate 60u"Matte tin on solder tail, 50u"Nickel underplated.
E	Contact 5 5	1	C5210, 0.20t	
D	Contact 4 4	1	C5210, 0.20t	
C	Contact 3 3	1	C5210, 0.20t	
B	Contact 2 2	1	C5210, 0.20t	
A	Contact 1 1	1	C5210, 0.20t	

ECN NO.	REV	DATE	DESCRIPTION	CHANGE	APPRO.
	A-0	2021.01.26	NEW	罗振强	余 军

Angle	±2°	
.x	±0.35	
.xx	±0.25	
.xxx	±0.15	

GENERAL TOLERANCE UNLESS OTHERWISE NOTED

DESIGN	罗振强	2021.01.26
CHECK		
APPROVAL		

SCALE: 3:1 UNIT:mm A4

东莞市高迪电子有限公司

CUSTOMER DRAWING	TITLE:	ø3.5mm PHONE JACK
	MODEL NO.	PJR-D3266Y-ABK7AS03L-RH
	FILE NO.	Q/DY.QW-001A-0731

SHEET: 1 of 1

原始设计：罗振强 承认：刘 伟 日期：2020.11.25

UP WIN