



SUA-110H29x-x-S235

SHELL :

Blank : BRASS
I : SPCC

COLOR :

Black: B
White : W

SPECIFICATIONS

Electrical:

- 1.Contact Resistance: 30 mΩ Max
- 2.Dielectric Withstanding Voltage: 500 V AC
- 3.Insulation Resistance: 1,000 MΩ Min

Mechanical:

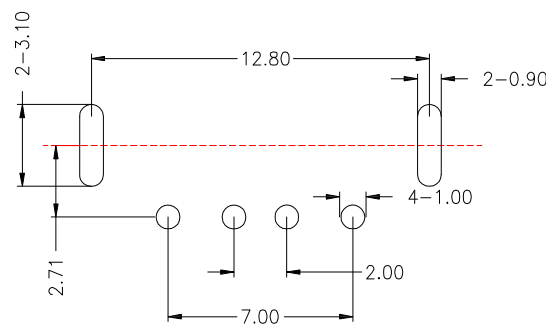
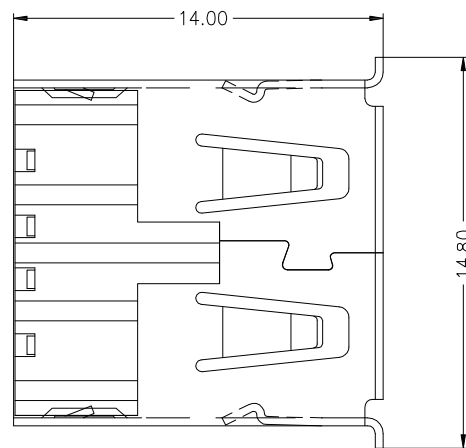
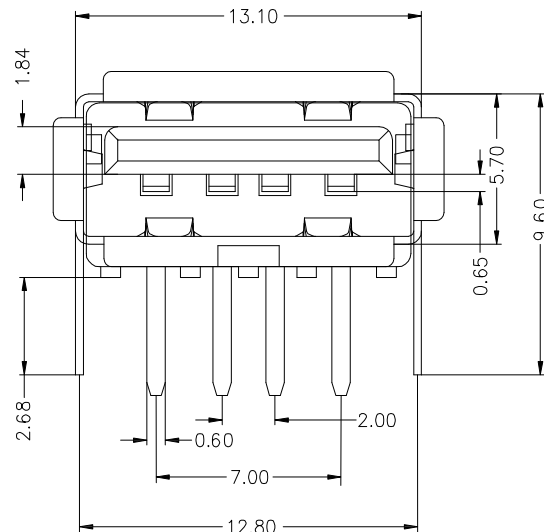
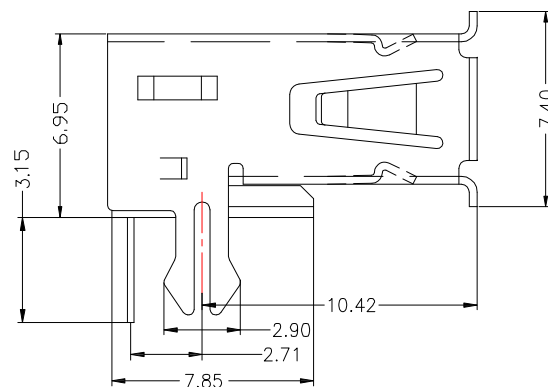
- 1.Connector Mate and Unmate Force
 - 1.1 Mate force: 3.57 Kgf (Max)
 - 1.2 Unmate force: 1.02Kgf (Min)

Material:

- 1.Housing: PBT,UL 94V-0
- 2.Contact: Brass
- 3.Shell: Brass / SPCC


Finish:

- 1.Contact: Plated Gold in Mating Area ;
Tin Plated on Solder Balls ;
Nickel under plated overall
- 2.Shell: Nickel under Plated surface layer




P.C.B LAYOUT MOUNTING PATTERN

2	更新尺寸	Jack	092518
1	更新尺寸及更新為A0版	Jack	061416
ITEM NO.	DESCRIPTION	DRAWN	DATE


东莞市高迪电子有限公司
 Dong Guan KDRR Electronic Switch Jack Co., Ltd.

TOLERANCE UNLESS OTHERWISE STATED :
 Up to 5 ±0.2
 Above 5 ~ 15 ±0.3
 Above 15 ~ 30 ±0.4
 Above 30 ~ 50 ±0.5
 Angle ±0.3°

3RD. ANGEL'S

 UNITS MM

DRAWN BY:	DATE	MAT'L	TITLE	CONNECTOR
Jack Lu	09/25/18			
CHECKED BY:	DATE	FINISH	MODLE	USB A/F 90度 魚叉腳 無後蓋
Jacky Chen	09/25/18			
APPROVED BY:	DATE	SCALE	DWG NO.	SUA-110H29x-x-S235
Tony Kao	09/25/18	1 : 1	PART NO.	SUA-110H29x-x-S235
		SHEET NO.	1 of 1	
				SIZE A4
				VER R2