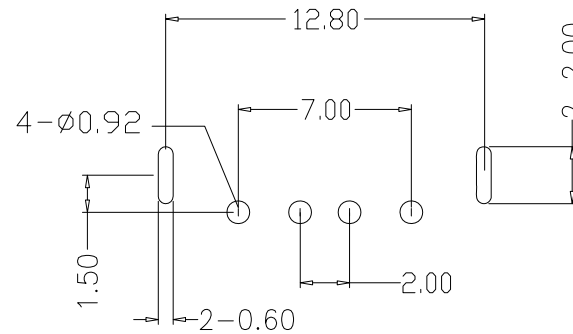
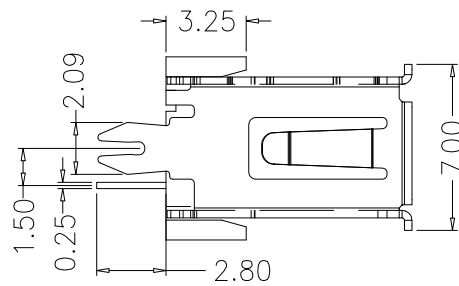
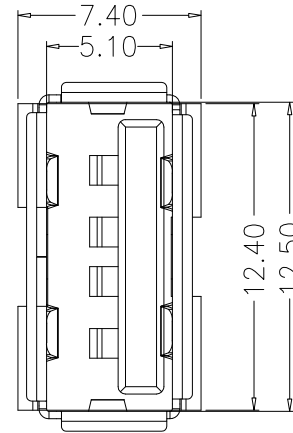
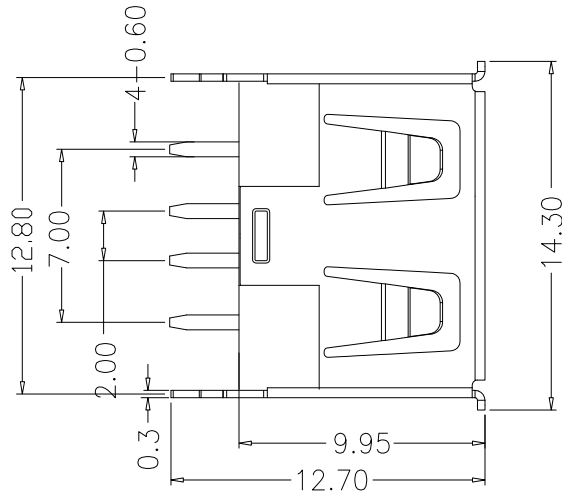




SUA-110V3I-x-x-S235

Color :	Black : B
White : W	Blue : BL
鍍層厚度 :	Blank : 1u"
	2 : 15u"
	3 : 30u"



P.C.B LAYOUT MOUNTING PATTERN

**SPECIFICATIONS**

**Electrical:**

- 1.Voltage Current Rating: 1.5Amp . 30V AC
- 3.Contact Resistance: 30 mΩ Max
- 4.Dielectric Withstanding Voltage: 500 V AC
- 5.Insulation Resistance: 1,000 MΩ Min

**Material:**

- 1.Housing: THERMOPLASTICS, UL 94V-0
- 2.Contact: PHOSPHOR BRONZE
- 3.Shell: SPCC

**Finish:**

- 1.Contact: Plated Gold in Mating Area;  
Tin on Solder Balls  
Nickel under plated overall
- 2.Shell: Nickel Plating

4	更新圖面位置	Jack	061015
3	更新為A0版	Jack	091714
2	更新外殼材質及料號	Jack	042814
1	更新圖面	Jack	110113
ITEM NO.	DESCRIPTION	DRAWN	DATE



**东莞市高迪电子有限公司**  
Dong Guan KDRR Electronic Switch Jack Co., Ltd.

TOLERANCE UNLESS OTHERWISE STATED :

Up to 5 ±0.2  
Above 5 ~ 15 ±0.3  
Above 15 ~ 30 ±0.4  
Above 30 ~ 50 ±0.5  
Angle ±0.3

3RD. ANGEL'S



UNITS MM

DRAWN BY:	DATE	MAT'L	TITLE	CONNECTOR
Jack Lu	06/10/15			
CHECKED BY:	DATE	FINISH	MODLE	USB A/F 短體10.0 直插 180(捲邊 無缺口)
Jacky Chen	06/10/15			
APPROVED BY:	DATE	SCALE	DWG NO.	SUA-110V3I-x-x-S235
Tony Kao	06/10/15	1 : 1	PART NO.	SUA-110V3I-x-x-S235
		SHEET NO.	1 of 1	SIZE A4
				VER A1