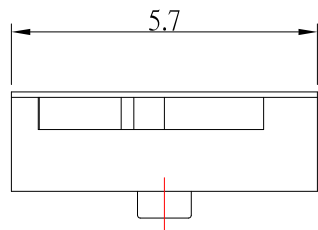




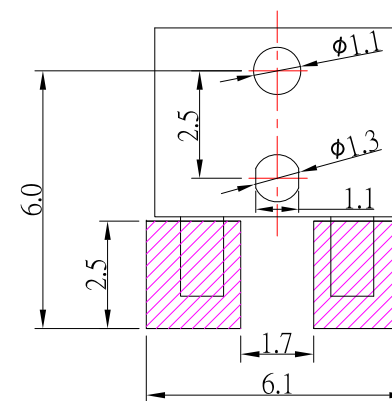
DIMENSIONS



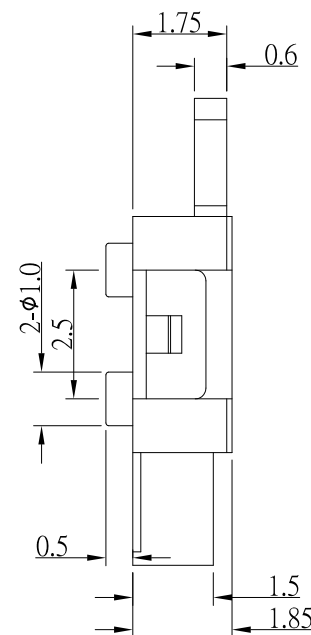
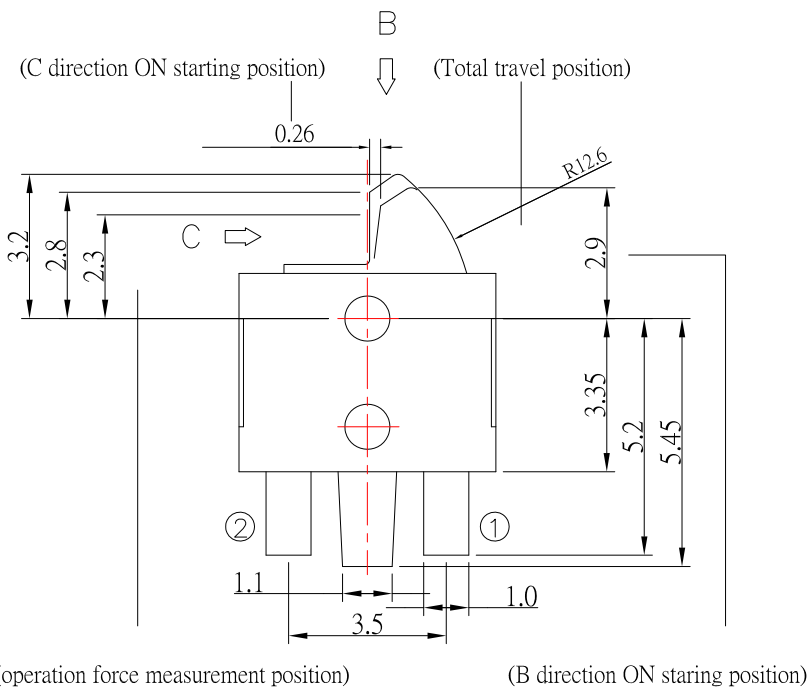
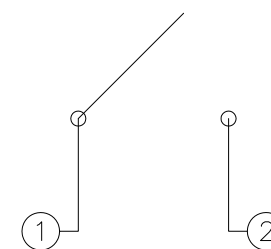
PRODUCT IMAGE



P.C.B MOUNTING DIMENSIONS



CIRCUIT DIAGRAM



东莞市高迪电子有限公司
Dong Guan KDRR Electronic Switch Jack Co., Ltd.

TOLERANCE UNLESS OTHERWISE STATED:

Up to 5 ±0.2
Above 5 ~ 15 ±0.3
Above 15 ~ 30 ±0.4
Above 30 ~ 50 ±0.5
Angle ±0.3°

3RD. ANGEL'S



UNITS MM

DRAWN BY: Frank Wu
CHECKED BY: Jacky Chen
APPROVED BY: Tony Kao

DATE: 10/28/11
DATE: 10/28/11
DATE: 10/28/11

MAT'L
FINISH
SCALE: 1 : 1
SHEET NO.: 1 of 1

TITLE: SWITCH
MODLE: DETECTOR SWITCH
DWG NO.: DS-A50
PART NO.: DS-A50

SIZE: A4
VER: C

ITEM NO.	DESCRIPTION	DRAWN	DATE