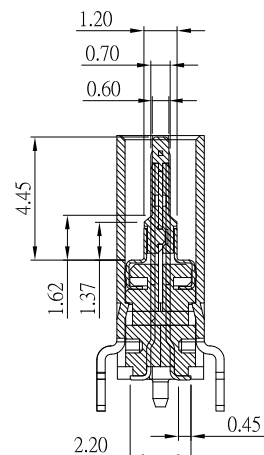
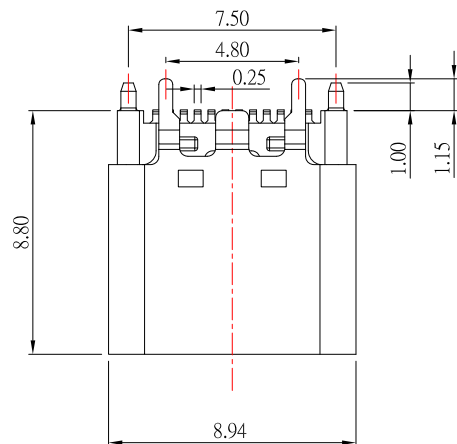




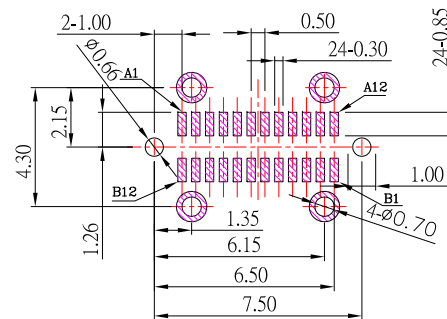
SBC-240VSE4-31x-S165

鍍層厚度 :

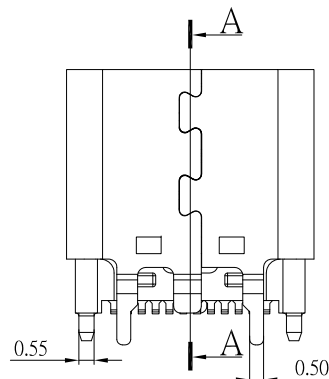
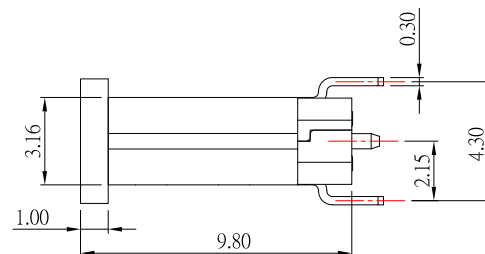
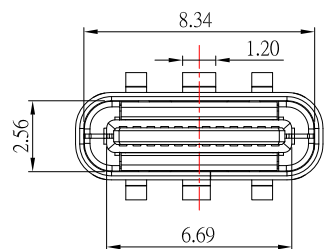
Blank : 1u"
2 : 15u"
3 : 30u"



SECTION "A-A"



RECOMMENDED P.C.B. LAYOUT



SPECIFICATIONS

Electrical:

- Rating: 5.0 A for VBUS
1.25A for other
- Dielectric Withstand Voltage: 100V AC
- Contact Resistance: 40 mΩ Max
- Insulation Resistance: 100 MΩ Min

Mechanical:

- Connector Mate and Unmate Force
 - Mate force: 5~20 N
 - Unmate force: 8~20 N

Material:

- Housing: High Temperature Plastic
- Contact: Copper Alloy
- Shell: SUS

Finish:

- Contact: Plated Gold in Mating Area ;
Tin Plated on Solder Balls ;
Nickel under plated overall
- Shell: Nickel under Plated surface layer



东莞市高迪电子有限公司
Dong Guan KDRR Electronic Switch Jack Co., Ltd.

TOLERANCE UNLESS OTHERWISE STATED

Up to 5 ±0.2
Above 5 ~ 15 ±0.3
Above 15 ~ 30 ±0.4
Above 30 ~ 50 ±0.5
Angle ±0.3°

3RD. ANGEL'S



UNITS

MM

DRAWN BY:	DATE	MAT'L	TITLE	CONNECTOR
Jack Lu	05/09/19		MODLE	USB 3.1 TYPE C 直立式 SMT L:8.8 mm
CHECKED BY:	DATE	FINISH	SCALE	1 : 1
Jacky Chen	05/09/19		DWG NO.	SBC-240VSE4-31x-S165
APPROVED BY:	DATE	SHEET NO.	PART NO.	SBC-240VSE4-31x-S165
Tony Kao	05/09/19	1 of 1		

ITEM NO.	DESCRIPTION	DRAWN	DATE